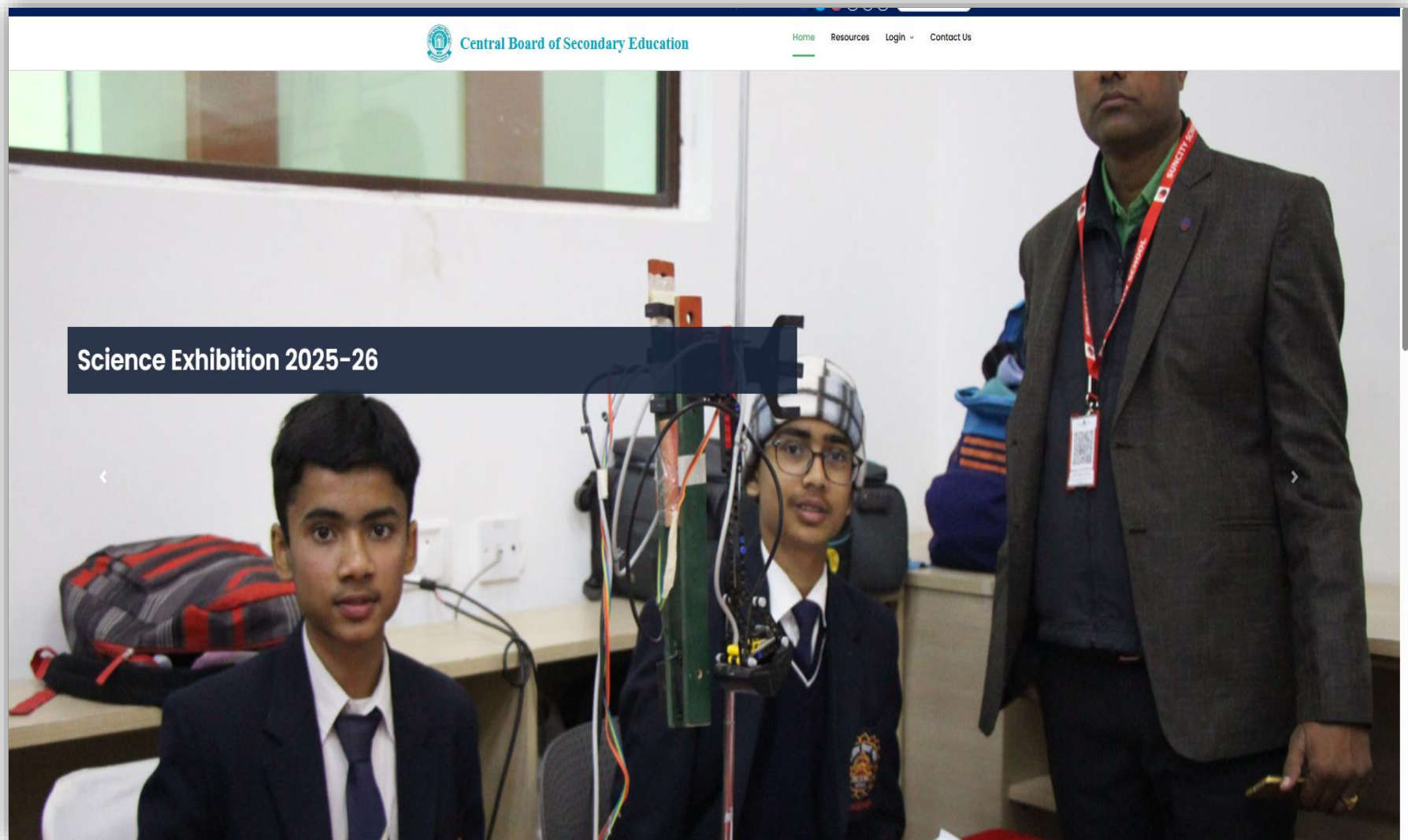


User Manual for Registration for the CBSE Science Exhibition

1. Go to the link given on the <https://cbseacademic.nic.in/> website to open the portal. Following page will appear.





Registration
In Sep 2028



Regional Exhibition
Oct 2028 - Dec 2028



National Exhibition
Dec 2028 - Jan 2029



About Science Exhibition

Science is inescapably linked with our lives and helps us to understand the world around us better. It, thus, becomes imperative to encourage our students to think, learn, solve problems and make informed decisions. The organization of the Science Exhibition is one such initiative. The activity aims to provide a platform for students to demonstrate such learnings that encourage the construction of knowledge by connecting new ideas to existing concepts as well as enriching one's understanding of other's experiences and perspectives.

Why should students participate?

Participation in the Science exhibition is an opportunity to explore real-world challenges, learn more about science and technology, and apply scientific ideas to solve them. It would encourage you to acquire and use the methods and processes of science, such as observation, questioning, planning investigations, hypothesizing, collecting, analysing, and interpreting data, etc. As you interact with co-participants, mentors, and leading experts in the field of science, you will also get an opportunity to learn about different facets of science.

The objectives of the CBSE Science Exhibition are to



provide a forum for learners to pursue natural curiosity, and innovative ideas

provide scope for inventive, critical thinking and problem solving



create awareness about environmental issues and concerns

apply mathematics and information technology to visualise and solve real-world problems



encourage learners to foresee the future of the planet and help them become sensitive and responsible human beings.

Steps for Participation

Step 1 - Registration

Step 1.1



Register

Online filling up of participants details

Step 2 - Project Development & Submission

Step 1.2



Payment

Online payment of registration fee

Step 3 - Evaluation

Step 1.3




Confirmation of Registration

Login credentials would be sent for each registered team at the school cbse@shiksha email id.


2. Go to Resources menu for all information related to the CBSE Science Exhibition


Skip to main content [f](#) [t](#) [@](#) [A+](#) [A](#) [A-](#)


 **CBSE Science Exhibition**


[Home](#) [Resources](#) [Login](#) [Contact Us](#)


Resources



Circulars



FAQ



How to Develop Your Exhibit



Taking up different type of work



Features of a Good Exhibit


Good Exemplars


Poor Exemplars



Evaluation Criteria


Report Formats


User Manual

3. Use LoC Credentials for login as School for registration in Science Exhibition Portal.

[Skip to main content](#) [f](#) [t](#) [i](#) [A+](#) [A](#) [A-](#)

 **CBSE Science Exhibition**

[Home](#) [Resources](#) [Login](#) [Contact Us](#)

School Login

98AA1

Enter Captcha

[Log In](#)

CBSE Links


- [CBSE Main Website](#)
- [CBSE Academics](#)
- [SARAS](#)
- [Results](#)

Portal Links

- [Circular](#)
- [Resources](#)
- [FAQ](#)

Designed, Developed and Hosted by **CBSE IT & PROJECTS**

4. After login the registration page appear. Select number of participating teams from the dropdown menu as shown in the screenshot.

RACHANA SCHOOL

Science Exhibition Registration Portal for Schools

Theme: STEM for Viksit and Atamnirbhar Bharat

1. Registration is open in two categories (Category 1 – Students of Classes 6-8 and Category 2 – Students of Classes 9-11)
2. The school can register a maximum of two teams for the CBSE Science Exhibition.
3. Each team may have either 1 or 2 students.
4. Once the registration form is submitted, no further modification will be allowed.
5. Fees for schools ₹3000/- per registering team

School Name	Principal Name	School Contact No.	School Email
<input type="text" value="RACHANA SCHOOL"/>	<input type="text" value="MRS BIINA RAJPRIYA"/>	<input type="text" value="9998343244"/>	<input type="text" value="beenarajpriya@yahoo.com"/>
Region	State	District	City
<input type="text" value="AJMER"/>	<input type="text" value="GUJARAT"/>	<input type="text" value="AHMEDABAD"/>	<input type="text"/>
No. of Participating Teams <small>(Please select to proceed further)</small>	Total Fees(in INR)		
<input type="text" value="--Select--"/>	<input type="text"/>		

Submit

5. After selection of the number of teams, the school has to fill data of students and mentor teacher for each registering team participating in the Science Exhibition. Payment fee will be calculated automatically based on the number of teams.

CBSE

MAIN NAVIGATION

Register

Make Payment

Add Second Team

Sign Out

RACHANA SCHOOL

Science Exhibition Registration Portal for Schools

Theme: Science and Technology for Sustainable Future

1. Registration is open in two categories (Category I – Students of Classes 6-8 and Category 2 – Students of Classes 9-11)

2. The school can register a maximum of two teams for the CBSE Science Exhibition.

3. Each team may have either 1 or 2 students.

4. Once the registration form is submitted, no further modification will be allowed.

5. Fees for schools ₹3000/- per registering team

School Name

RACHANA SCHOOL

Principal Name

MRS BINA RAJPRIYA

School Contact No.

9998343244

School Email

beenarajpriya@yahoo.com

Region

DELHI

State

DELHI

District

AHMEDABAD

City

Delhi

No. of Participating Teams (Please select to proceed further)

1

Total Fees(In INR)

3

Details of Team

Mentor Details

Name

ABC Gupta

Email

renu2019gupta123@gmail.com

Mobile No.

088022953678

Gender

Female

Designation

PGT

Student Details

Name

Baby

Gender

Female

Class (First select registration category)

Class-VII

Select Registration Category

Category I-Classes:6-8

Second Student

☐ Add

Submit

6. After submit button, school can check and confirm the data before the final submission. If filled data is ok then the school can click on button 'Confirm Data and Proceed'. If the school needs to change any data, then click on button 'Go Back & Edit'.

MAIN NAVIGATION

Register

Make Payment

Add Second Team

Sign Out

Science Exhibition Registration Portal for Schools

Theme:Science and Technology for Sustainable Future

1. Registration is open in two categories (Category 1 – Students of Classes 6-8 and Category 2 – Students of Classes 9-11)

2. The school can register a maximum of two teams for the CBSE Science Exhibition.

3. Each team may have either 1 or 2 members.

4. Once the registration form is submitted, the school will receive a confirmation email.

5. The school can edit the registration data before confirmation.

6. Fees for schools ₹3000/- per registration.

School Name

RACHANA SCHOOL

Region

DELHI

No. of Participating Teams (Please select)

1

Details of Team

Name

ABC Gupta

Name

Baby

School Email

beenarajpriya@yahoo.com

City

Delhi

State

DELHI

Total Fees(INR)

Rs.3 /-

Submit

Please check registration data before confirmation. If you want to edit data then click on "Go Back & Edit" button. If data is correct then click on "Confirm Data and Proceed for Payment" button. After confirmation further changes will not be possible in registration data.

Go Back & Edit

Confirm Data and Proceed for Payment

Affiliation No.	430017	School Name	RACHANA SCHOOL	
Principal Name	MRS BINA RAJPRIYA	School Contact No.	9998343244	
School Email	beenarajpriya@yahoo.com	Region	DELHI	
State	DELHI	City	Delhi	
No of Teams	1	Total Fees(INR)	Rs.3 /-	
Mentor Details				
Name	Email	Mobile	Gender	Designation
ABC Gupta	renu2019gupta123@gmail.com	088022953678	Female	PGT
Student Details				
Name	Gender	Class		
Baby	Female	Class-VII		

Copyright © CBSE All rights reserved.

Version 1.0.1

7. After confirmation screen comes, the school has to pay the registration fee for participation in the Science Exhibition. For payment click on button “Online payment of Registration fee”, you will be taken to the payment gateway website.

MAIN NAVIGATION

Register

Make Payment

Add Second Team

Sign Out

Science Exhibition Registration Portal for Schools

Registration Details

For completing the registration process, pay fee online by clicking on the button given below.

School Details

Affiliation No.	430017	School Name	RACHANA SCHOOL	
Principal Name	MRS BINA RAJPRIYA	School Contact No.	9998343244	
School Email	beenarajpriya@yahoo.com	Region	DELHI	
State	DELHI	City	Delhi	
No of Teams	1	Total Fee(INR)	Rs.3 /-	

Details of Team

Team Registration No.	T5100011	Registration Category	Category 1 – Students of Classes 6-8	
-----------------------	----------	-----------------------	--------------------------------------	--

Mentor Details

Name	Email	Mobile	Gender	Designation
ABC Gupta	renu2019gupta123@gmail.com	088022953678	Female	PGT

Student Details

Name	Gender	Class
Baby	Female	Class-VII

Click here to pay registration fee online

Pay through EASYEMI with HDFC Bank Credit Cards

Billing Information

Amount
₹6.00Order No
430017SS11...Merchant
HdfcbankWebsite
www.hdfcbank.com

Your session will expire in 14:59 minutes

PAY WITH



8. After successful payment, the school is redirected back to the Science Exhibition Portal. Payment confirmation receipt is generated having transaction details. Printout of same may be taken by the school.

CBSE



MAIN NAVIGATION

Register

Make Payment

Add Second Team

Sign Out

Science Exhibition Registration Portal for Schools

Online Payment Transaction Status

Print

Reference No.	430017SS115848715
School Name	RACHANA SCHOOL SHAHI
Fee Amount (INR)	6.00
Payment Status	Transaction Successful
Transaction ID	015f5220-78e6-4c50-bad9-513cff9e2f8b
Transaction Date	8/26/2025 12:02:47 PM

Payment is done successfully. Please click on 'Print' button to print receipt.

An email has been sent at your registered email id.

9. In case payment is failed due to some reason then school can use “Make Payment” option to pay the fee after login.
10. After successful payment, an email is sent at the registered email of the school with credentials of the registering team. With these credentials the Mentor Teacher/Team can upload their project details on the portal.
11. For any query regarding CBSE Science Exhibition email at science.fair@cbseshiksha.in